




Durable solutions

Tenby quality and more choice than ever before



TENBY WHITE,
SOLUTIONS FOR
EVERYDAY LIFE



/// White accessories

Fully tested to British and International standards, Tenby's range of white thermoset accessories includes an expanded selection of international standard sockets, providing more choice than ever before.

Retaining Tenby's traditional theme of recessed rockers, this enhanced selection of products uses high quality components, a scratch resistant body and precision manufacturing techniques to ensure long, trouble-free life.





White

Durable solutions for everyday life



SPECIFICATIONS

- Robust thermoset construction
- Optional face plate screw concealment
- Uniform face plate thickness
- Conform to applicable International Standards
- Long-life silver contacts



Pack Qty.	System Ref.	Tenby Ref.		Pack Qty.	System Ref.	Tenby Ref.				
			Plate switches 10 AX - 250 V~				Rotary dimmer - 100/240 V~ 50/60 Hz			
			Conform to BS EN 60669-1: 2000 Flush mounting back box: min. 16 mm deep Nominal plate dimensions: 1, 2 and 3 gang - 86 x 86 mm 4 and 6 gang - 86 x 146 mm				Conform to BS EN 60669-2-1 Rotary dimming and push on/off Flush mounting box: mini 35 mm depth Nominal plate dimension 86 x 86 mm			
10	7380 11	7711	1 gang - 1 way	1	7380 06	7214	1 gang - 2 way			
10	7380 12	7712	1 gang - 2 way				1 gang - 2 way 60 - 1000 W / 230 V or 60 - 500 W / 127 V for halogen and incandescent lamps			
10	7380 13	7713	1 gang - intermediate				60 - 1000 VA / 230 V or 60 - 500 VA / 127 V for halogen lamps with ferromagnetic transformers Can control electronic transformers with leading edge behaviour, max: 600 VA / 230 V or 300 VA / 127 V			
10	7380 21	7721	2 gang - 1 way						Dimmer units - 230 V~	
10	7380 22	7722	2 gang - 2 way						Conform to BS EN 60669-2-1 Not suitable for fluorescent load Flush mounting back box: min. 25 mm deep Nominal plate dimensions: 86 x 86 mm	
10	7380 31	7731	3 gang - 1 way				1	7380 05 ¹	7005 ¹	1 gang - 2 way 60 W - 400 W - 50 Hz
10	7380 32	7732	3 gang - 2 way				1	7381 05	7105	1 gang - 2 way 60 W - 400 W - 60 Hz
5	7380 42	7742	4 gang - 2 way							Dimmers for use with tungsten filament, halogen lamps and suitable GU10 low voltage systems using appropriate transformer
5	7380 62	7762	6 gang - 2 way				1	7380 03 ¹	7003 ¹	1 gang - 2 way 40 W - 250 W - 50 Hz
			Single pole press switches 10 A - 250 V~				1	7381 03	7103	1 gang - 2 way 40 W - 250 W - 60 Hz
			Conform to BS EN 60669-1: 2000 Flush mounting back box: min. 16 mm deep Nominal plate dimensions: 86 x 86 mm	1	7380 04 ¹	7004 ¹	2 gang - 2 way 40 W - 250 W - 50 Hz			
5	7380 14	7714	1 gang - 1 way push switch	1	7381 04	7104	2 gang - 2 way 40 W - 250 W - 60 Hz			
5	7380 10	7714 P	1 gang - 1 way push switch with bell symbol							

1: Do not comply with the Saudi Arabian Standards Organization (SASO)



7018



7028



7050



7026



8001

Pack Qty.	System Ref.	Tenby Ref.	Single pole socket outlets 13 A - 250 V \sim	Pack Qty.	System Ref.	Tenby Ref.	Single pole socket outlet 5 A - 250 V \sim
			Conform to BS 1363 - Part 2: 1995 Flush mounting back box: min. 25 mm deep Nominal plate dimensions: 1 gang - 86 x 86 mm 2 gang - 86 x 146 mm				Conforms to BS 546: 1950 Flush mounting back box: min. 25 mm deep Nominal plate dimensions: 86 x 86 mm
10	7380 18 ¹	7018 ¹	1 gang - switched	10	7380 52 ¹	7052 ¹	1 gang - switched - 5 A
10	7380 19 ¹	7019 ¹	1 gang - switched + power indicator				Socket outlet 15 A - 250 V\sim Conforms to BS 546: 1950 Flush mounting back box: min. 25 mm deep Nominal plate dimensions: 86 x 86 mm
5	7380 28 ¹	7028 ¹	2 gang - switched	10	7380 55 ¹	7055 ¹	single pole 1 gang - switched
5	7380 29 ¹	7029 ¹	2 gang - switched + power indicator	10	7380 54 ¹	7054 ¹	1 gang - unswitched
			Unswitched socket outlets 13 A - 250 V\sim Conforms to BS 1363 - Part 2: 1995 Flush mounting back box: min. 25 mm deep Nominal plate dimensions: 1 gang - 86 x 86 mm 2 gang - 86 x 146 mm				International socket outlets - Max 250 V\sim Flush mounting back box: min. 25 mm deep Nominal plate dimensions: 1 gang - 86 x 86 mm 2 gang - 86 x 146 mm
10	7380 17	7017	1 gang - unswitched	5	7380 63 ¹	7012 ¹	1 gang - 10/16 A Euro-US + 10 AX 1 way switch
5	7380 27	7027	2 gang - unswitched	5	7380 16 ¹	7016 ¹	1 gang - 10/16 A Euro-US
			Socket outlet 2 A - 250 V\sim Conforms to BS 546: 1950 Flush mounting back box: min. 25 mm deep Nominal plate dimensions: 86 x 86 mm	5	7380 64 ¹	7026 ¹	2 gang - 10/16 A Euro-US
10	7380 50 ¹	7050 ¹	1 gang - unswitched - 2 A	5	7380 65 ¹	7065 ¹	1 gang - combined BS 13 A/Euro-US
				10	7380 66 ¹	7066 ¹	1 gang - 16 A German
				5	7380 60	8001	1 gang - 15 A
				5	7380 61	8002	2 gang - 15 A

1: Do not comply with the Saudi Arabian Standards Organization (SASO)

White

Durable solutions for everyday life

SPECIFICATIONS

- Robust thermoset construction
- Optional face plate screw concealment
- Uniform face plate thickness
- Conform to applicable International Standards
- Long-life silver contacts



7039



7049












7777



7775



7300

Pack Qty.	System Ref.	Tenby Ref.	Product Name	Description
1	7380 41	7441	Shaver socket IP 24	<p>Conforms to BS EN 61558-2-5: 1998 IP 24 For use with European, British, American and Australian 2 pin plugs Screwless live and neutral terminals Double wound isolating transformer Automatic self-resetting overload feature Plug insertion operates microswitch which energises transformer Flush mounting back box: min. 47 mm deep Nominal plate dimensions: 146 x 86 mm</p> <p> 240 V - 115 V~ 50/60 Hz 20 VA</p>
10	7380 39	7039	Fused connection unit 13 A - 250 V~	<p>Conforms to BS EN 1363 - Part 4: 1995 Fused 13 A (fuse supplied) Locked captive fuse carrier (padlockable) Flush mounting back box: min. 25 mm deep Nominal plate dimensions: 86 x 86 mm</p> <p> DP switched + cord outlet + power indicator</p>
10	7380 49	7049	Double pole switches 20 A - 250 V~	<p>Conform to BS EN 60669-1: 2000 Flush mounting back box: min. 25 mm deep Nominal plate dimensions: 86 x 86 mm</p> <p> 20 A DP + cord outlet + power indicator</p>
10	7380 47	7049WH	Double pole switches 20 A - 250 V~	<p> 20 A DP + cord outlet + power indicator marked 'WATER HEATER'</p>
10	7380 30	7330	Cable outlet 20 A - 250 V~	<p>Conforms to BS 5733: 1995 Flush mounting back box: min. 25 mm deep Nominal plate dimensions: 86 x 86 mm</p> <p> 20 A terminal block</p>
5	7380 77	7777	Double pole switches 45 A - 250 V~	<p>Conform to BS EN 60669-1: 2000 Flush mounting back box: min. 35 mm deep Nominal plate dimensions: 1 gang - 86 x 86 mm 2 gang - 146 x 86 mm</p> <p> 45 A DP + power indicator</p>
10	7380 67	7767	Double pole switches 45 A - 250 V~	<p> 45 A DP + power indicator</p>
1	7380 75	7775	Cooker control unit	<p>Conforms to BS 4177: 1992 45 A - 250 V~ DP switch with 13 A - 250 V~ DP switched socket outlet Flush mounting back box: min. 35 mm deep Nominal plate dimensions: 86 x 146 mm</p> <p> 45 A DP with 13 A DP switched socket + power indicator</p>
1	7380 80	7080	Cable outlet 45 A - 250 V~	<p>Conforms to BS 5733: 1995 Flush mounting back box: min. 35 mm deep Nominal plate dimensions: 86 x 86 mm</p> <p> 45 A terminal block</p>



7771



7753



7800











7850













7860



7313

Pack Qty.	System Ref.	Tenby Ref.	
			Blank plates
			Nominal plate dimensions: 1 gang - 86 x 86 mm 2 gang - 86 x 146 mm
10	7380 07	7300	 1 gang
10	7380 08	7400	 2 gang
			TV and satellite sockets
			Flush mounting back box: min. 25 mm deep Nominal plate dimensions: 86 x 86 mm
10	7380 71	7771	 Screened TV - single
1	7380 70	7751	 Screened satellite - single
1	7380 53	7753	 Screened TV/satellite
			Telephone sockets
			Flush mounting back box: min. 35 mm deep Nominal plate dimensions: 86 x 86 mm
10	7380 00	7800	 Single master UK
10	7380 01	7801	 Single secondary UK
10	7380 99	7851	 RJ 11/12 single

Pack Qty.	System Ref.	Tenby Ref.	
			Data sockets
			CAT 6 Rapid cable connection Flush mounting back box: min. 35 mm deep Nominal plate dimensions: 86 x 86 mm
1	7380 95	7850	 RJ 45 single
1	7380 96	7860	 RJ 45 double
			Spare screw caps
1	7380 09	7339	 Box of 500 spare screw caps
			Surface mounting moulded boxes
			Dimensions: 1 gang - 87.2 x 87.2 mm 2 gang - 87.2 x 147.2 mm
10	7380 81	7301	 1 gang - depth 16 mm
10	7380 82	7313	 1 gang - depth 35 mm
10	7380 83	7768	 1 gang - depth 47 mm
5	7380 84	7302	 2 gang - depth 16 mm
5	7380 85	7314	 2 gang - depth 35 mm
5	7380 86	7769	 2 gang - depth 47 mm
5	7380 87	7315	 2 x 1 gang - depth 35 mm